


ROBOTIC PLASMA CUTTING TORCH



HIGHLY INSPECTED

- HIGH QUALITY
- GREAT DURABILITY
- PRECISE CUTS



COMPATIBILITY

- WITH MANY POWER SOURCE BRANDS



OPERATES WITH COMPRESSED AIR

- WITHOUT HIGH-FREQUENCY

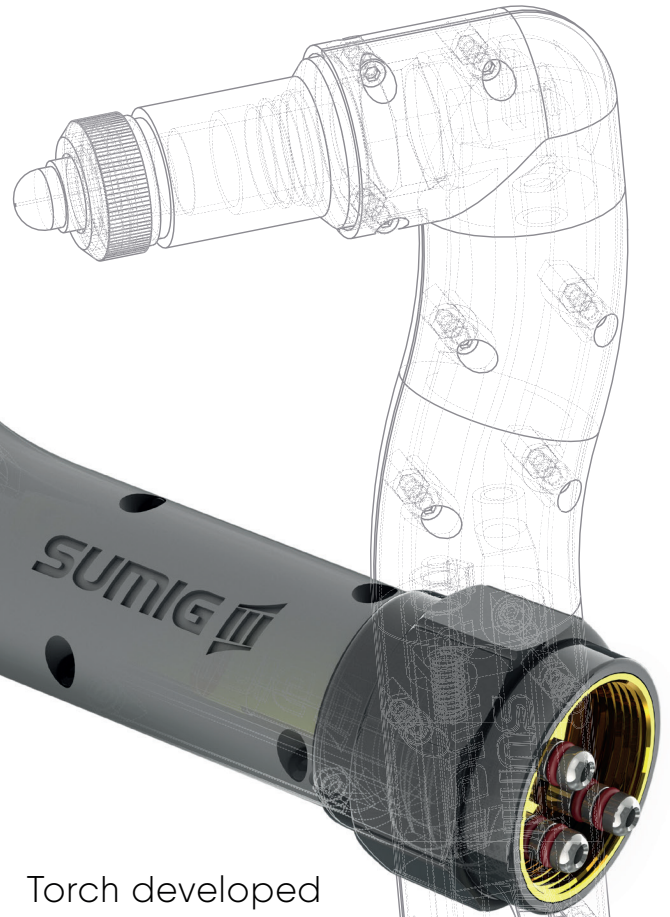


PRODUCTION PROCESS

- HIGHLY INSPECTED



PRODUCTIVITY



Torch developed in three parts:


- Torch Head
- Body
- Kit of Cables

To simplify replacement and maintenance, avoiding time waisting.



Precision Cut Consumables

Minimum burr and lowest cutting angle



ROBOTIC TORCHES
Internal Cabling
 (Through-arm)



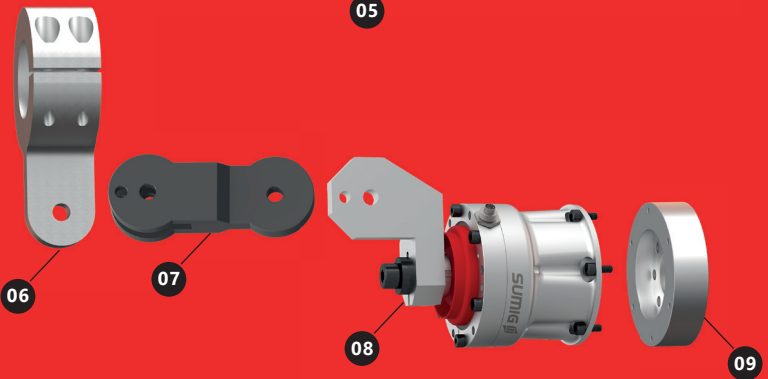
Robotic Torch Head - Plasma Cutting

Pos.	Code	Description
01	9020.6294	Robotic Torch Head - Plasma Cutting
02	0901.2026	Body
03	0901.3269	OTC B6 Robot - Kit of Cables for Realcut Machines
04	0900.1844	Flange *



Automated torch
 with solenoid to
 increase the
 consumables
 durability.

Adaptable to CNC
Cutting Machines
and Robots.
External Cabling
 (Over-arm)



Automated Cutting Plasma - W/ Straight Body

Pos.	Code	Description
05	0700.8236	Plasma Torch W/Straight Body for Realcut Machines
06	0900.1302	Support
07	0900.0025	Y Adjustable Extension - 63mm
08	0900.1289	Anti-shock system
09	0900.0072	Flange *

**Flanges for many
 brands and models
 upon request.*

